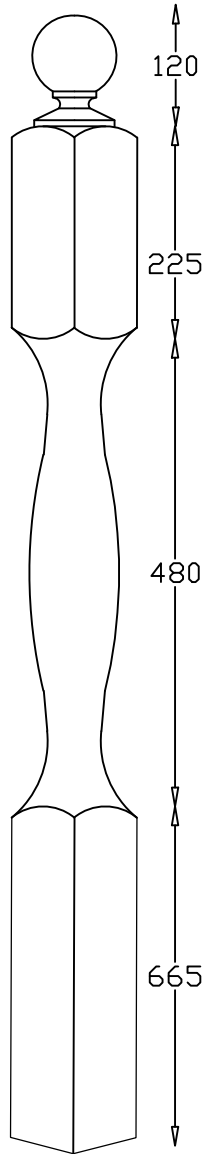
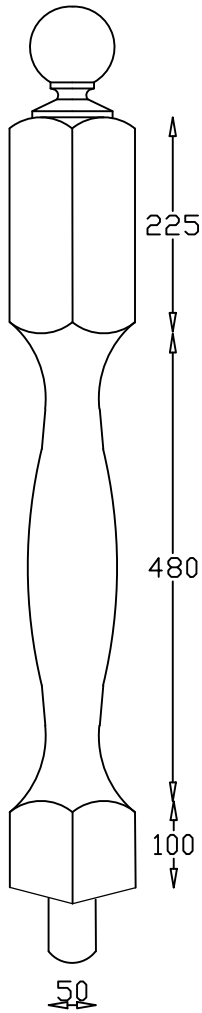


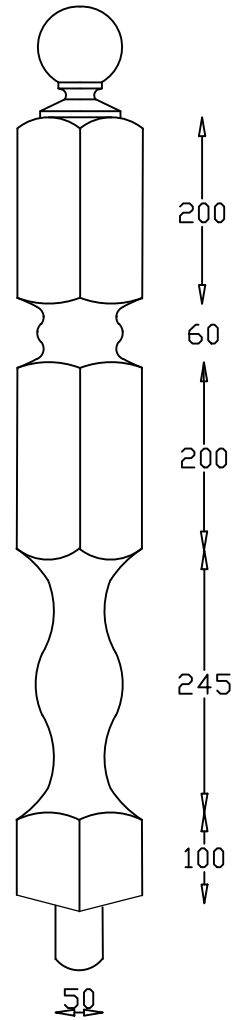
Full Newel



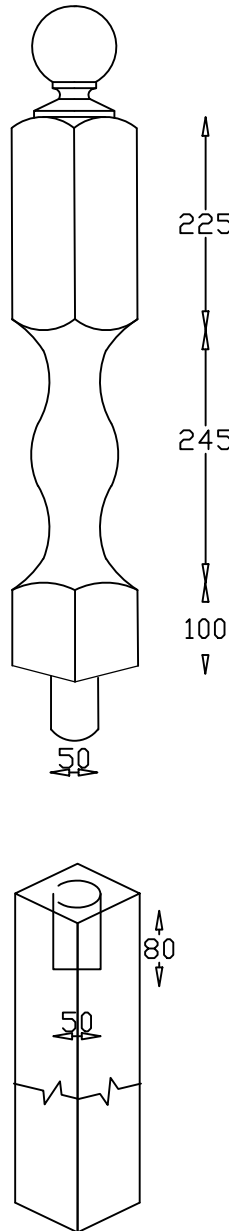
Doweled Newel



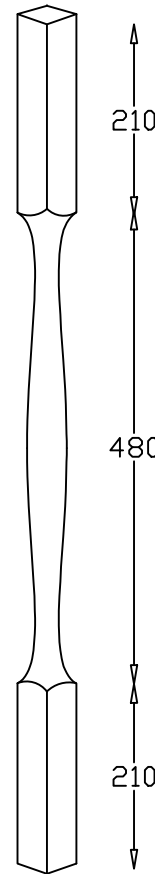
Quarter Turn Newel



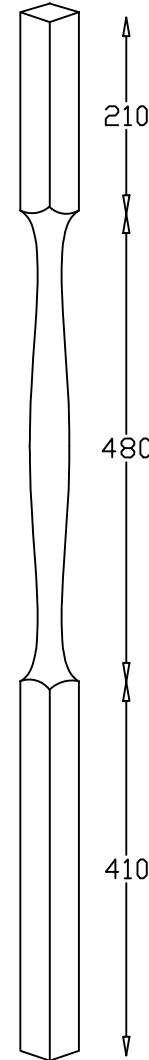
Winder Newel



Spindle 900mm



Spindle 1100mm

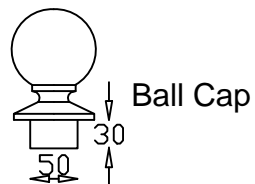


Spindles Available Sizes

44 x 44	✓
48 x 48	✓
57 x 57	✓
65 x 65	✓

Newel Posts Available Sizes

94 x 94	✓
115 x 115	✓
138 x 138	✓
175 x 175	✓



Newel Bases Available Sizes

600mm, 750mm, 900mm  
1200mm, 1500mm, 1800mm  
Other sizes available on request.  
Can be supplied drilled both ends.

**S**  
**SPINCRRAFT**  
Stair Components

158 Annagher Rd Coalisland Co.Tyrone  
Tel: +44 (0) 28 8774 7727  
Email: info@spincraft.co.uk  
Web : www.spincraft.co.uk

**Curvo Collection**

Project number

Drawn by Spincraft Ltd

Checked by January 2017

© Copyright  
Spincraft Ltd

Scale ----