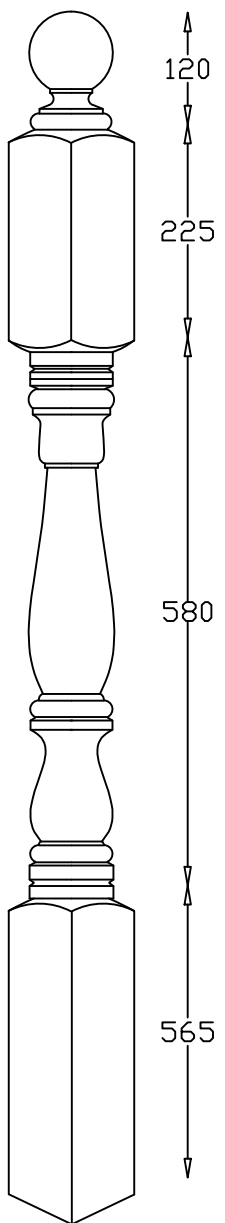
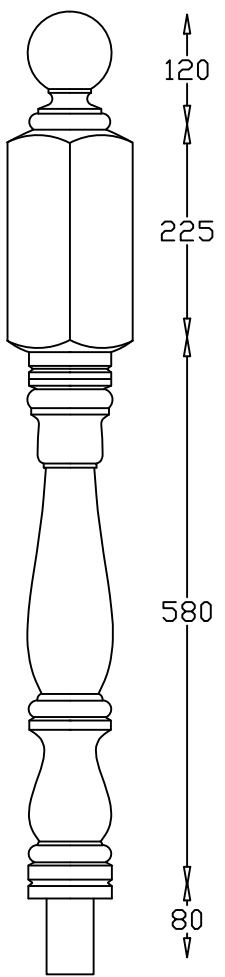


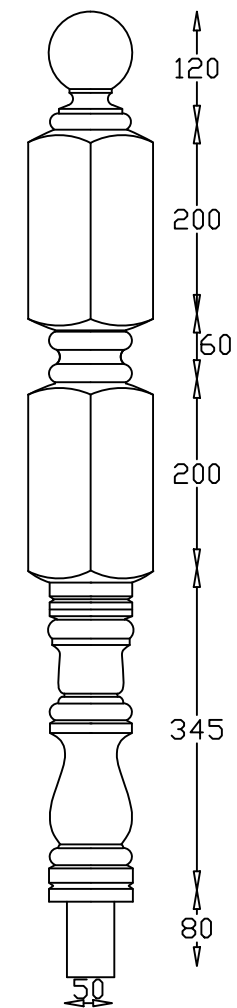
Full Newel



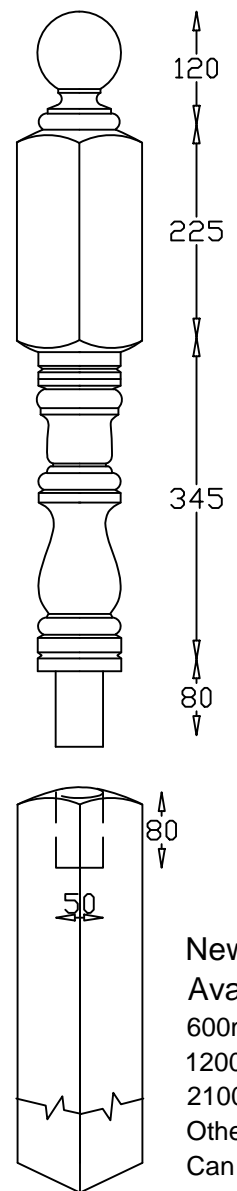
Doweled Newel



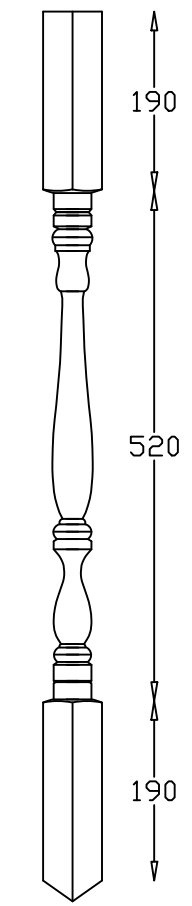
Quarter Turn Newel



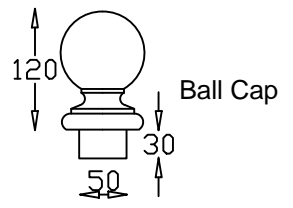
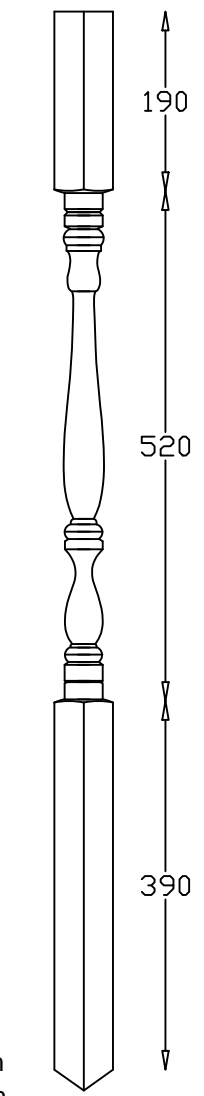
Winder Newel



Spindle 900mm



Spindle 1100mm



Spindles Available Sizes

44 x 44	✓
48 x 48	✓
57 x 57	✓
65 x 65	✓

Newel Posts Available Sizes

94 x 94	✓
115 x 115	✓
138 x 138	✓

Newel Bases

Available Sizes

600mm, 750mm, 900mm  
 1200mm, 1500mm, 1800mm  
 2100mm, 2400mm, 2700mm  
 Other sizes available on request.  
 Can be supplied drilled both ends.

**S**  
**SPINCRRAFT**  
 Stair Components

158 Annagher Rd Coalisland Co.Tyrone  
 Tel: +44 (0) 28 8774 7727  
 Email: info@spincraft.co.uk  
 Web : www.spincraft.co.uk

---

**Brompton Collection**

Project number \_\_\_\_\_

Drawn by **Spincraft Ltd**

Checked by **January 2017**

© Copyright  
 Spincraft Ltd

Scale -----